

SIGNATURE[®] 200

Standard Colors


ARCHITECTURAL

COLOR CHART




Siliconized Polyester

Polar White is a Straight Polyester.



Burnished Slate*



Polar White*



Charcoal Gray*



Light Stone*



Hawaiian Blue*



Rustic Red*



Koko Brown*



Fern Green*



Coal Black*



Solar White*



Galvalume Plus[®]

SIGNATURE[®] 300

Standard Colors

Polyvinylidene Fluoride (PVDF);
Low Gloss

** Minimum quantities and/or extended
lead times required. Please inquire.



Harbor Blue*



Colonial Red*




Medium Bronze*



Pacific Blue*



Natural Patina**



Snow White*



Slate Gray*



Almond*



Midnight Bronze*



Classic Green*



Everglade**



Brownstone*



Tundra*




Spruce**



Hunter Green*



Brite Red**



Bone White*

SIGNATURE[®] 300 METALLIC

Metallic coatings are directional. Panels and trim must be installed oriented in the same direction to prevent perceived shade variances.



Copper Metallic**



Silver Metallic*

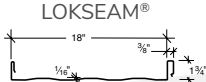
BattenLok® HS
& PBR
Tundra

PBR
Silver Metallic

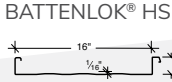
PBR
Slate Gray

STANDING SEAM ROOF PANELS

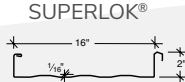
Vertical Leg



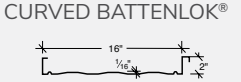
Snap-Together System 12" and 16" also available



Field Seamed System 12" also available

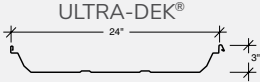


Field Seamed System 12" also available

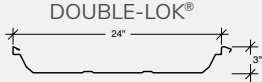


Field Seamed System

Trapezoidal Leg



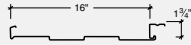
Snap-Together System 18" also available



Field Seamed System 18" also available

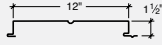
WALL PANELS

DESIGNERT™ SERIES



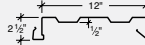
16.0 Fluted

FW-120

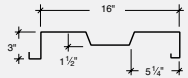


FW-120-1 (with Bead)

NUWALL®



SHADOWRIB™



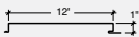
FW-120-2 (with Beads)

Masterline 16®



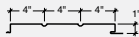
SOFFIT & CANOPY PANELS

ARTISAN® SERIES



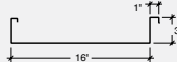
L-12

ARTISAN® SERIES



L-12 (with Beads)

CLASSIC® SERIES



QWIKLOK™

